










LED BALLOON LIGHT

Specification



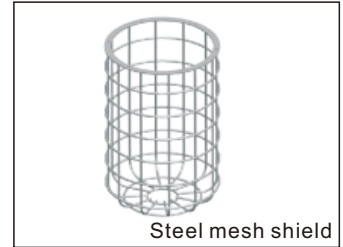
		
Lightweight	Portable	Easy Setup
		
Glare-Free	360° Illumination	Diffused Light
		
High Efficiency	Low-Maintenance	Waterproof

It's also a compact solution for your work area lighting. The small size and ease of use translate to portability and quick deployment. This light balloon features a compact and flexible design that quickly provides light where you need it. Thanks to its simple construction, set up of the light is quick and easy.

- | | |
|--|--|
| <input checked="" type="checkbox"/> Hihtlihg LED chips | <input checked="" type="checkbox"/> Enhanced light penetration |
| <input checked="" type="checkbox"/> Optional remote controller | <input checked="" type="checkbox"/> Easy Installation |
| <input checked="" type="checkbox"/> UL listed power supply(IP 67) | <input checked="" type="checkbox"/> 50,000 hour lifespan |
| <input checked="" type="checkbox"/> Aluminum alloy coat | <input checked="" type="checkbox"/> plug and play |
| <input checked="" type="checkbox"/> Energy efficient,low heat output | <input checked="" type="checkbox"/> With a variety of installation |
| <input checked="" type="checkbox"/> Silent running | <input checked="" type="checkbox"/> Lightweight slimline design |
| <input checked="" type="checkbox"/> Excellent heat dissipation | <input checked="" type="checkbox"/> Easy clip on bars |
| <input checked="" type="checkbox"/> 360°Illumination | <input checked="" type="checkbox"/> Ip65 waterproof,Use in moist environment |

1 Features

1. Beam angle:360 degrees.
2. Aluminum die-casting heat sinks and active air exchanging , cooling system in order to speed up heat dissipation
3. Green, energy saving, long and reliable life of 50,000 hours.
4. No RF interference, No IR/UV radiation ,no mercury pollution.
5. Wide colour availability in degrees Kelvin(K),2700-6700K.
6. Environment friendly ,energy saving (70-80%).
7. Special circuit design, each LED work separately, avoiding the single broken LED influence problem.









2 Specifications

Lamp

Power	80W	100W	120W	150W
Model	BB-HJD-80W-B	BB-HJD-100W-B	BB-HJD-120W-B	BB-HJD-150W-B
Luminous Flux	10400lm	13000lm	15600lm	19500lm
Replacement	HPS 250W	HPS 300W	HPS 350W	HPS 400W
Light Source	SMD LED			
Luminous Efficacy	>130lm/w			
Lamp size	Cover: Ø280x280mm		Imap: Ø280xH380mm	
Installation	Tripod/Eye bolt/Clamp/Trolley			
Operation Temp.	-40 to +45C			
CCT	2700K SW / 3000K WW / 4100K NW / 5000K DW / 5700K CW / 6500K SCW			
CRI	80+			
Life Span	50,000 hours at 25°C			
Voltage	100-277VAC/50-60Hz		200-480VAC/50-60Hz available	
Driver	Internal Power Supply			
Dimming	Standard: Not dimmable; Dimmable optional.			
Remote Control	Standard: No remote; Remote control optional.			
Beam Angle	360°			
Cover	Soft cloth(default)			
PF	>0.95			
Warranty	3Years			

3 Installation method and accessories

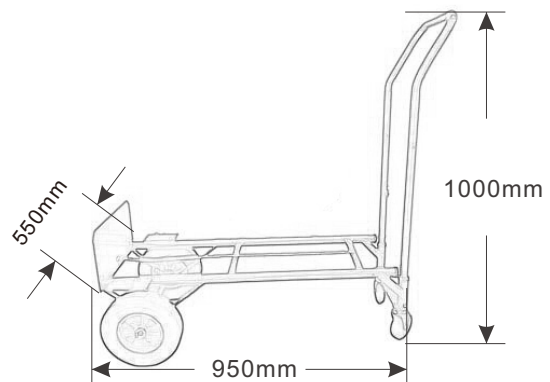
Installation method	Accessories	Install Picture
Tripod		
Mobile power supply		
Trolley with mobile power		

Tripod

Style	Mini	Midi
Height(min-max)	1050-2032mm	1450-2180mm
Collapsed Height	930mm	1340mm
Collapsed Width	880mm	1200mm
Weight	3.2kg	7.1kg

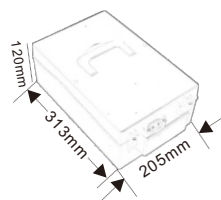
Trolley

Style	Collapsible trolley
Height	1000mm
Length	950mm
Width	550mm
Weight	15kg

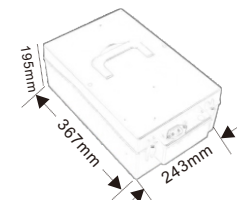


Lithium Battery

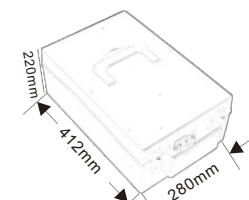
Model Number	Size
12V55AH	313x205x120mm
12V100AH	367x243x195mm
12V250AH	412x280x220mm



12V55AH

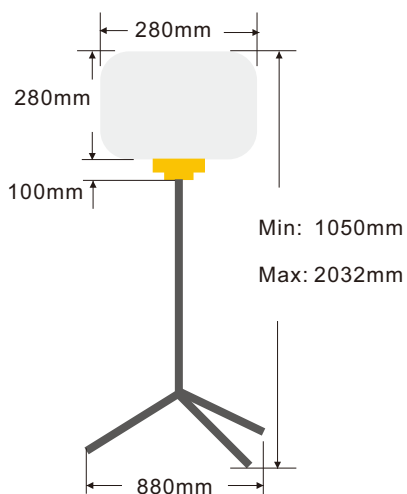


12V100AH

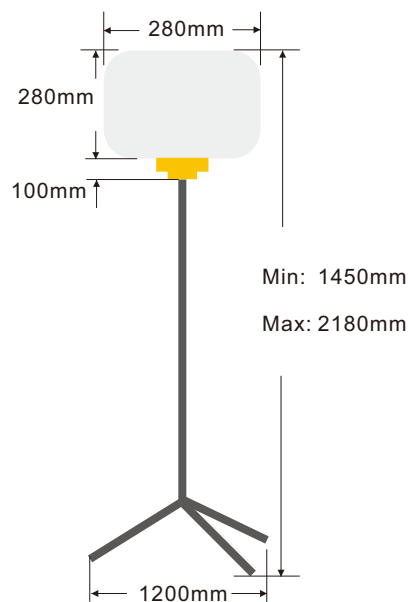


12V250AH





4 Dimensional drawing



Mini tripod



Midi tripod

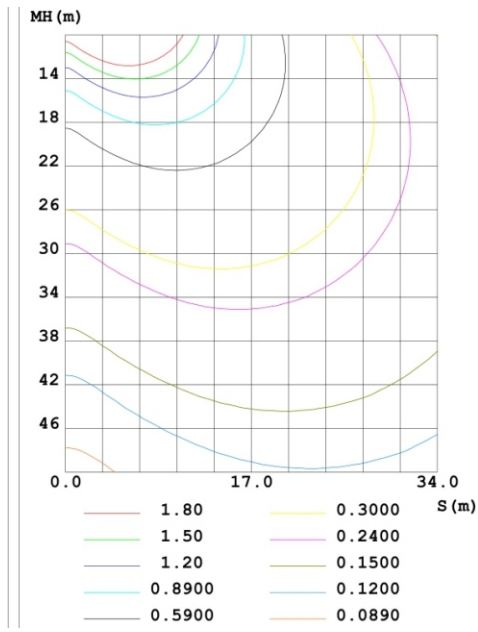
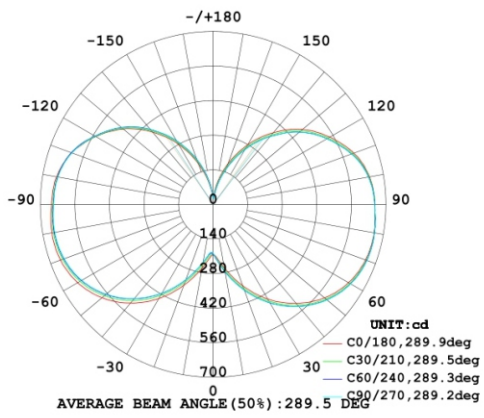
Installation method	Accessories	Picture
Hook install		
Clamp install		

Notice:

Accessories is optional.

Customers can choose according to their needs. If necessary, please contact sales.

5 Luminous intensity distribution



6 Application

1. Construction.

2. Camping

3. Filming

4. Sporting Events

5. Roadworks

6. Infrastructure

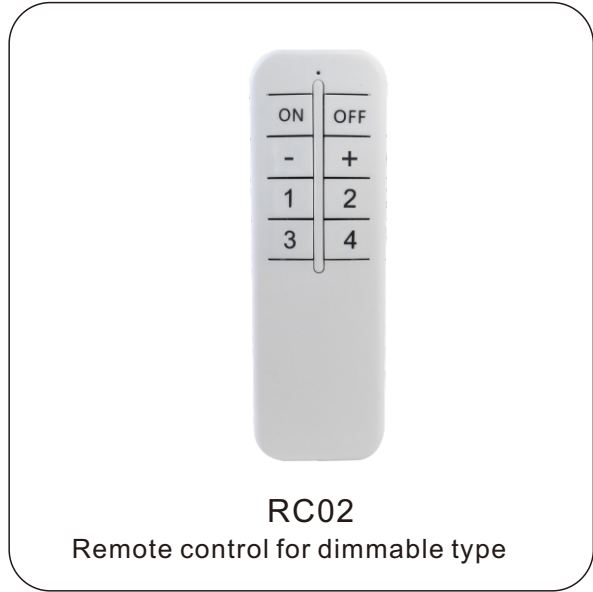
7. Photography

8. Renovation

9. Search/Rescue



*The remote control is not provided by default, If you need, please contact sales.



Remote control RC01



- **ON/OFF**
* Press the "ON/OFF" button, the light keeps permanently on or off.
* Press "Auto Mode", "RESET" or "Scene mode" buttons to quit from this mode.
- **Auto Mode**
* Press "Auto Mode" button, the sensor starts to work and all settings remain the same before the light gets switched on/off.
- **Reset**
* Press "RESET" button, products with DIP switch will be controlled by DIP switches.

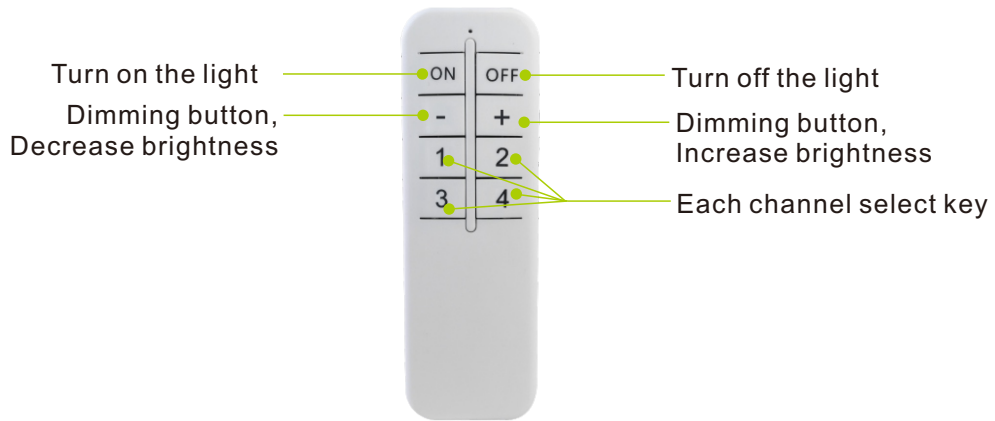
● **Scene Mode**

Scene Mode	Detection	Hold-time	Daylight threshold	Stand-by period	Stand-by dimming level
Sc1	100%	30s	2Lux	1min	10%
Sc2	100%	5min	10Lux	10min	10%
Sc3	100%	10min	50Lux	30min	10%
Sc4	100%	30min	Disable	+	10%

● **Test**

- * The button "Test (2s)" is for testing purpose after commissioning. Pressing this button, the sensor goes to test mode (hold time is only 2s) automatically, stand-by period and daylight sensor are disabled. This mode can be ended by pressing "reset", "Auto mode", "scene mode" or "hold time". The sensor setting is changed accordingly. Brightness settings: Disable. Test mode can press any key to exit this mode.

 On/off control	There are 4 fixed scene modes program built-in the remote control to choose for different applications.
 Detection area	Press the button "detection range" to set detection range as 100% / 75% / 50% / 10%.
 Hold-time	Press the button "hold-time" to set hold-time as 5s / 30s / 1min / 3min / 5min / 10min / 20min / 30min .
 Daylight threshold	Press the button "daylight sensor" to set daylight threshold as 2Lux / 10Lux / 30Lux / 50Lux / 80Lux / 120Lux / disable.



Function:

- * Wireless remote control, you can remotely control the light switch.
- * Can control the lights of 4 groups of channels, each group is independent. Multiple lights can be set for each group.
- * The remote control distance is 10-20m.
- * Dimming function, you can increase and decrease the brightness of the lamp.
- * Must be used with dimming driver.

Note:

- * The work light without sensor and the work light with sensor can be equipped with RC02 remote control.
- * Only work light with sensor can be equipped with RC01 remote control.

8 > Packaging information

Items	Packaging	Carton Size(mm) (L*W*H)	N.W	G.W	Volume weight
80W	6pcs/CTN	610*430*420mm	13.4kg	14.5kg	22.0kg
100W	6pcs/CTN	610*430*420mm	14.2kg	15.3kg	22.0kg
120W&150W	6pcs/CTN	610*430*420mm	15.8kg	16.9kg	22.0kg
Tripod Stand	1pcs/CTN	620*100*100mm	2.6kg	3.5kg	2.5kg
	12pcs/CTN	640*330*420mm	42.0kg	43.0kg	22.0kg

